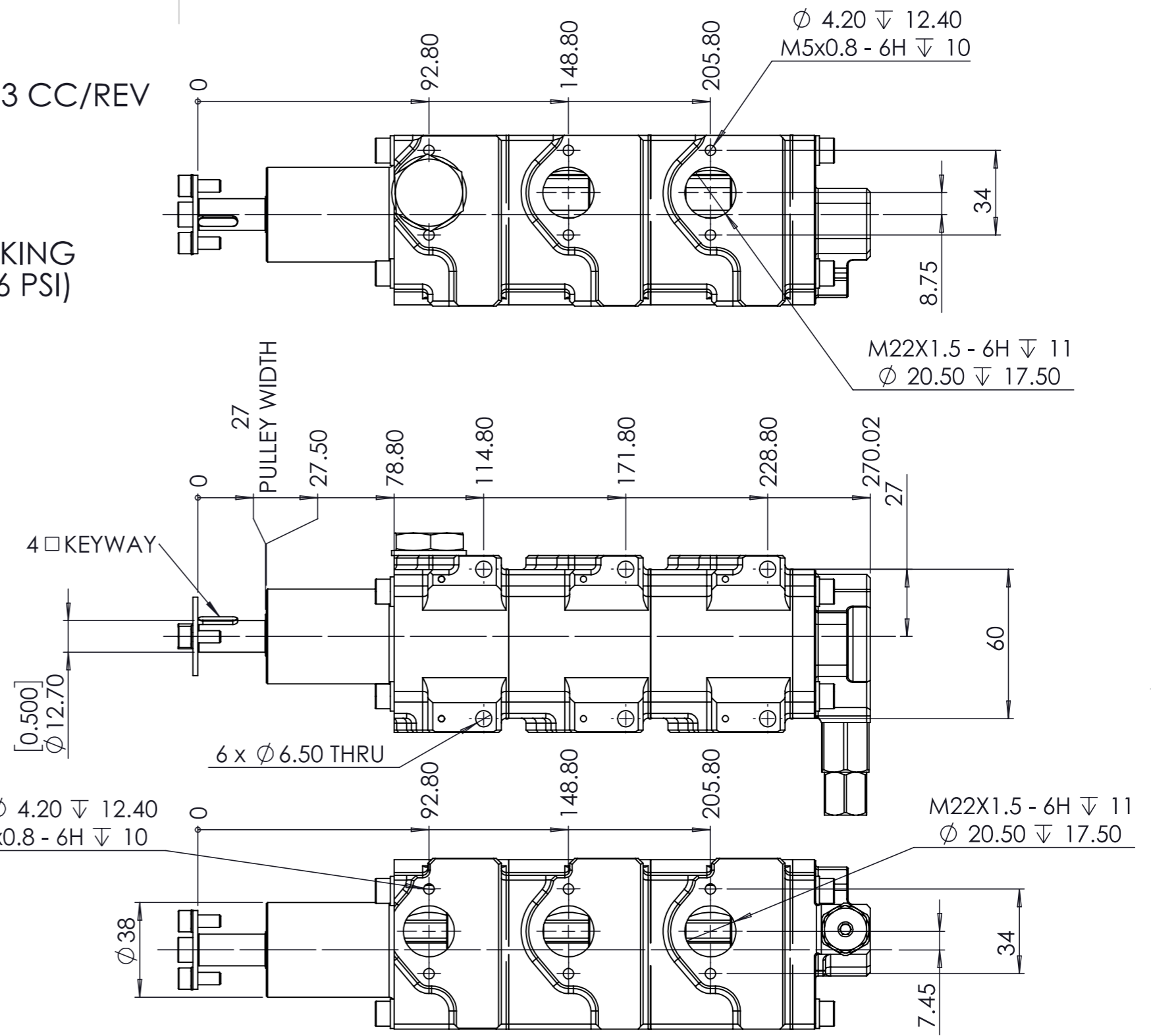
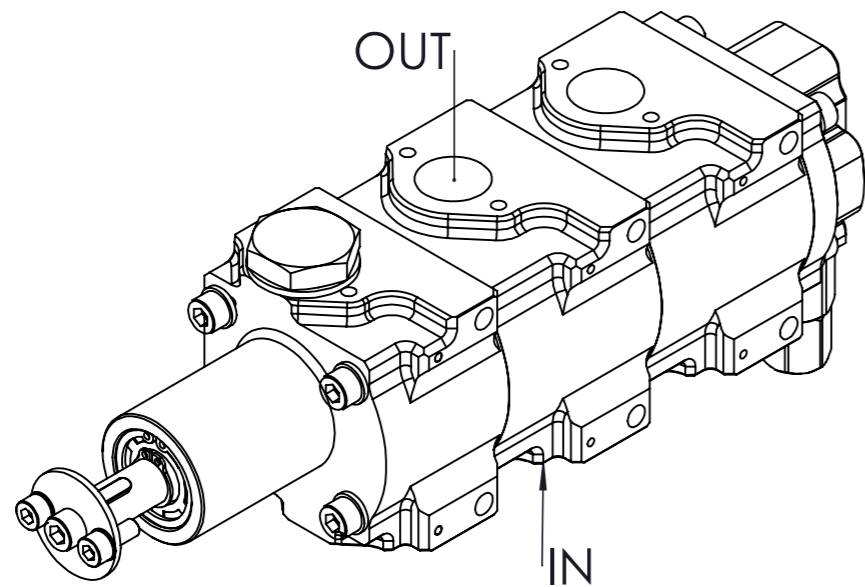
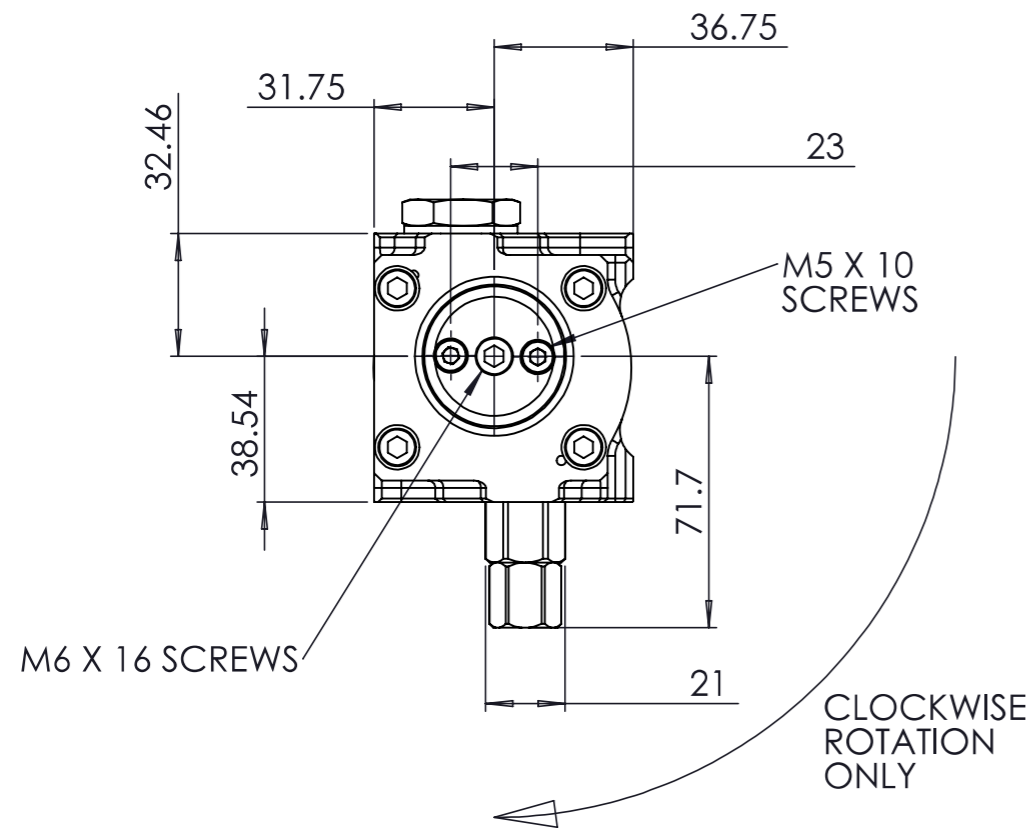


NOTES:

1. DISPLACEMENT PER REVERLUTION PER STAGE = 14.3 CC/REV
2. DISPLACEMENT AT 1000 RPM = 14.3 LT/MIN
3. PRV CRACKING PRESSURE:-
MINIMUM = 2.9 BAR (42 PSI)
MAXIMUM = 8.27 BAR (120PSI)
4. FOR EACH FULL TURN OF THE ADJUSTER THE CRACKING PRESSURE WILL INCREASE/DECREASE BY 0.25 BAR (3.6 PSI)

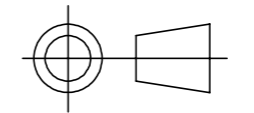


COPYRIGHT (c) 2013
AT POWER LTD
UNIT 9, CHESTNUT DRIVE, WYMONDHAM,
NORFOLK, UK, NR18 9SB

UNLESS OTHERWISE STATED:
DIMENSIONS IN MILLIMETRES
TOLERANCES: LINEAR ± 0.1 ANGULAR ± 0.5°
SURFACE FINISH ∇ = ∇
DRAWING STANDARDS TO ATQS 6003
DATE FORMAT: DD/MM/YY

THIS DESIGN IS THE PROPERTY OF
AT POWER THROTTLES LTD AND
MUST NOT BE REPRODUCED OR
COMMUNICATED WITHOUT
AUTHORITY

CAD PLOT
DO NOT
SCALE



THIRD ANGLE PROJECTION

SCALE 1:2 WEIGHT 2.4 kg

DRAWN- S.HOW

DATE- 21/04/20

CHECKED - S.HOW

APPROVED - A.CLIFTON

MATERIAL
SEE COMPONENT PARTS

FINISH
SEE COMPONENT PARTS

DRAWING TITLE
**3 STAGE CORDIS-PRESSURE
PUMP-LONG NOSE-14.3 Lt**

DRAWING NUMBER
104-103-00088